

Cost of industrial real estate

- Central Hesse/Administrative district of Gießen: EUR 33 per sqm
- Northern Hesse/Administrative district of Kassel: EUR 29 per sqm
- Southern Hesse/Administrative district of Darmstadt: EUR 116 per sqm
- Hesse: EUR 63 per sqm

The price of a square metre at a commercial site of average location depends on its overall size, traffic and transport connections, surrounding area, utilisation code, development costs etc.

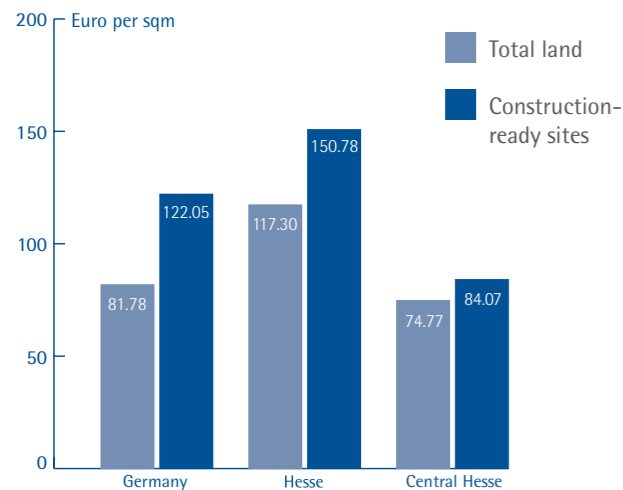
Source: Advisory Commission for Property Values in Hesse, 2011

Commercial rent (rent, excl. utility costs, for inventory property)

- Office space: EUR 6 to 9 per sqm
- Heated storage hall or production facility: EUR 3 to 5 per sqm
- Unheated storage hall or production facility: EUR 2 to 3 per sqm
- New office space: from EUR 9 per sqm
- New hall space (insulated and heated): from EUR 5 per sqm

Source: Puth SCR, IMAXX, 2011

Average purchase value for developed land



Source: www.regionalstatistik.de, 2011

Location

A fourth of Germany's major enterprises may be reached within two hours from Central Hesse. Approximately 15.8 million people live within a two-hour radius of one another.

Average driving time from Central Hessian county districts to the nearest national motorway in minutes:

County District of Gießen	6
Lahn-Dill District	9
County District of Limburg-Weilburg	13
County District of Marburg-Biedenkopf	26
Vogelsberg District	15
Central Hesse	15

Source: BBR, INKAR-Daten, 2011



Travel time to various cities from the ICE Train Station Limburg in minutes:

Frankfurt International Airport	20
Frankfurt am Main	35
Cologne	50
Munich	235
Berlin	350
Hamburg	280
Paris	300

Source: www.bahn.de, 2011

The Region of Central Hesse is

■ intelligent

Central Hesse is a unique place of knowledge. It has three first-class universities, the highest value of new patents originating from Hessian universities as well as the highest number of university students per capita. TransMIT GmbH, based in Central Hesse, is Germany's most successful patent exploitation agency.

■ centrally located

Central Hesse offers excellent market access thanks to the region's optimum location. One quarter of Germany's largest corporations are within a two-hour drive from Central Hesse. The ICE train station in Limburg, the five national motorways traversing the region and the short distance to Frankfurt International Airport combine to provide optimum market access.

■ competitive

Central Hesse offers a number of excellent financial advantages. The average cost of commercial real estate within Central Hesse is nearly EUR 10.00 lower than that of Frankfurt's city districts, for example. Central Hesse also offers lower trade tax rates than Northern and Southern Hesse.

■ business-oriented

Central Hesse is an excellent place for establishing a new business enterprise. Here, entrepreneurs and business founders receive expert assistance in their endeavours. Three business start-up centres provide the perfect framework for business foundation while regional funding, provided by RegioMIT, offers interesting financial support for business founders and new enterprises.

■ family-friendly

Central Hesse offers a high quality of life. Our region provides the perfect framework for both family and career. The state's best medical care, a low crime rate, an excellent educational system and attractive residential areas combine to make Central Hesse a great place to live and work. What's more, Central Hesse also offers its residents culture, sports and recreation of the highest order.

An online look at our commercial sites:
www.standorte-mittelhessen.de

The Region of Central Hesse
c/o MitteHessen e. V. – Regionalmanagement für Mittelhessen
Lonystraße 7
D-35390 Gießen
Germany
Phone +49 641/948889-0
Fax +49 641/948889-20
info@region-mittelhessen.de
www.region-mittelhessen.de
twitter.com/mittelhessen
facebook.com/mittelhessen

The Region of Central Hesse Facts and Figures

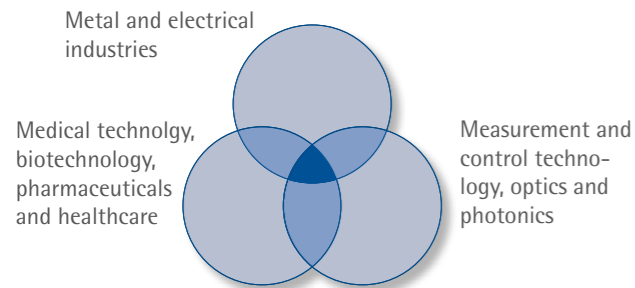
The Region of Central Hesse

Five counties: Gießen, Lahn-Dill, Limburg-Weilburg, Marburg-Biedenkopf, Vogelsberg
 Three major urban centres: Gießen, Marburg, Wetzlar
 18 medium-sized centres
 78 small-sized centres

Total area of the region 2010: 5,381 sqkm
 Population in 2010: 1,041,271
 No. of social-insured employees in 2010: 320,226
 No. of companies registered with the Chamber of Commerce in 2010: 65,440
 No. of tradesmen's businesses in 2010: 11,852
 Unemployment rate in 2010: 7.3%

Source: Chambers of Tradesmen and Craft of Wiesbaden and Kassel, Chambers of Commerce of Gießen-Friedberg, Kassel, Lahn-Dill and Limburg, 2011

Strongest branches of industries and clusters



- **Central Hessian Automotive Cluster**
www.cluster-initiative.de/die-cluster/automotive-cluster
- **Central Hessian Entrepreneurial Cluster – ECM**
www.ecm-gruenderzentrum.de
- **Competence Network Environment Technology – KNUT**
www.knut-hessen.de
- **Hessian Metal Die-Casting Cluster**
www.cluster-initiative.de/die-cluster/spritzguss-cluster
- **Central Hessian Medical Technology & Innovation Group (timm)**
www.timm-mittelhessen.de
- **Central Hessian Packaging Cluster**
www.verpackung-mittelhessen.de
- **Wetzlar Network – Optical Electronic Mechanical Cluster**
www.wetzlar-network.de

Education

Number of daycare facilities for children	648
Number of general-education schools	448
Number of vocational schools	31

Three universities:
 ■ Justus Liebig University Gießen
 ■ Philipps University Marburg
 ■ THM University of Applied Science (incl. StudiumPlus)

Labour force potential

No. of trainees and apprentices in 2010: 18,991
 No. of newly concluded traineeship/apprenticeship contracts in 2010: 6,843

Number of university students in 2010/2011: 57,355
 Total no. of graduates in 2010: 9,757

Graduates from the fields of medicine, pharmaceuticals, business science, engineering, mathematics, computer science, physics, chemistry, law, home economics and nutritional science: 52 %

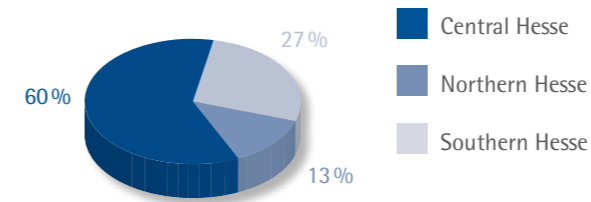
Breakdown of 2010 graduates per subject:

Medicine	1,294	25.5 %
Pharmaceuticals	159	3.1 %
Business Science	1,226	24.1 %
Engineering	596	11.7 %
Mathematics	139	2.7 %
Computer Science	321	6.3 %
Physics	155	3.1 %
Chemistry	288	5.7 %
Law	391	7.7 %
Home Economics and Nutritional Science	510	10.0 %
Total	5,079	100 %

Sources: Hessian Statistical Office, 2011 (School Year 2009/2010, WS 2010/2011), dms-region.bildung.hessen.de

Patents

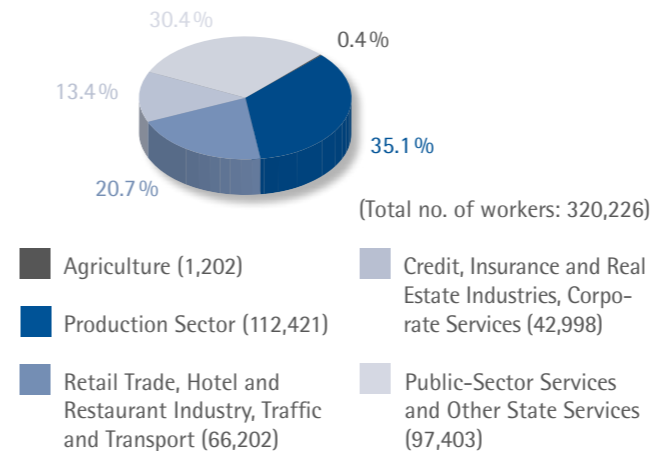
Value of patents compared to total Hessian turnover in 2010 in %



Value of new contracts compared to the Hessian state total for patents originating from universities of the respective regions that were either sold or licensed in 2010. These patents have been made available to industries in the form of new products.

Source: TransMIT GmbH, 2011

No. of workers subject to social-insurance contribution according to economic sectors



Source: Federal Labour Office, 2011

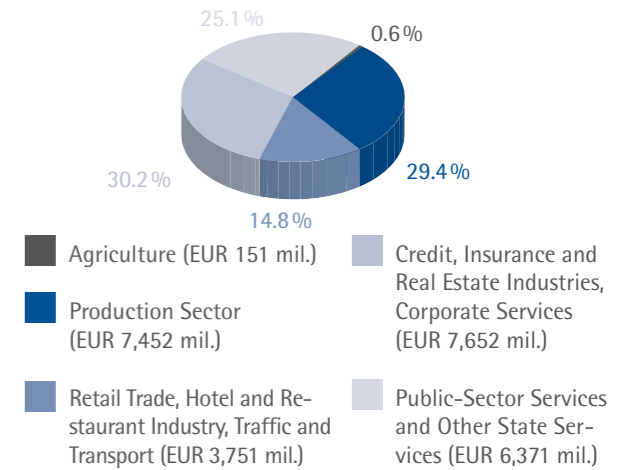
Purchasing Power

Purchasing power of Central Hesse	EUR 18,861 per person
Purchasing power in Germany	EUR 19,684 per person
Purchasing power index for Central Hesse	95.8 (Ger = 100)

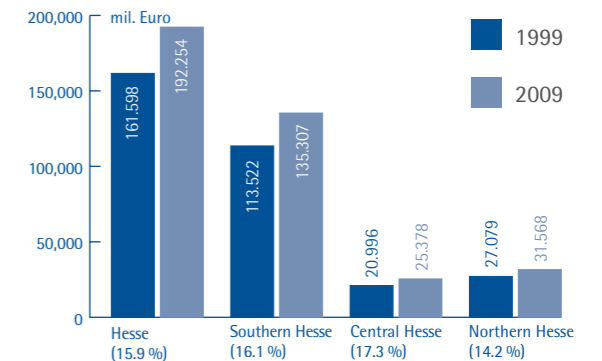
Source: GfK, 2011

Gross Value Added

Gross value added according to economic sectors (EUR 25,378 mil.)



Change in the gross value added, 1999 – 2009



Processing Industry

Companies	688
Employees	79,517
Total turnover (in millions of EUR)	14,464
Export turnover share (in millions of EUR)	5,680
Export share	40 %

Source: www.regionalstatistik.de, 2011